

freechildcare

S C H E M E

MALTA



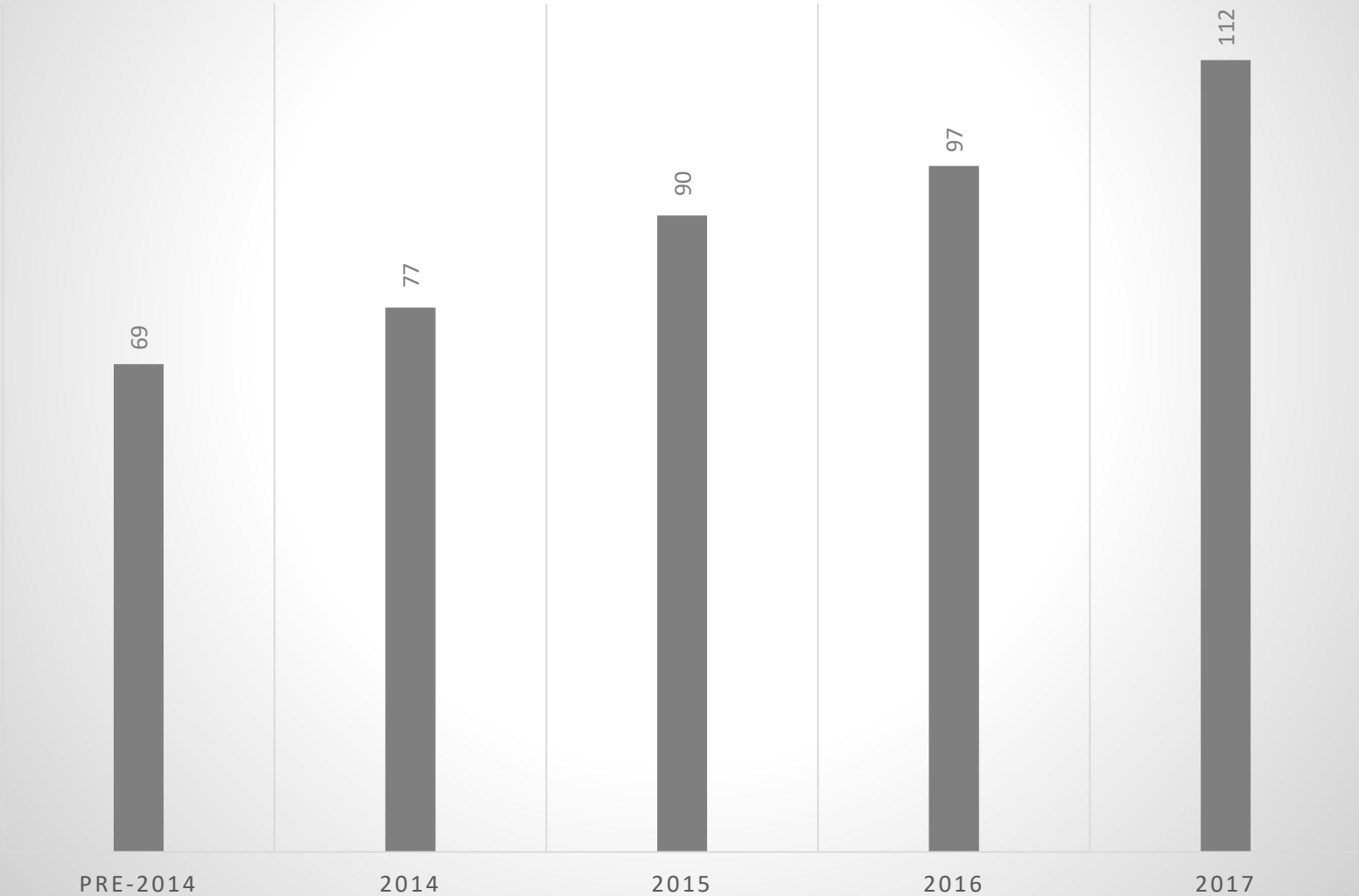
OVERVIEW

- Launched in April 2014.
- Parent/s who are in employment or education
- Parents/s suffering from a terminal illness / severe medical situation
- Entitlement is based on the working hours of Parent 1
(100hrs) + 10% (10) + 20hrs = 130 hours
- 25% Yearly Absence Entitlement



CHILDCARE CENTRES

■ Childcare Centres





CHILDREN

■ New Children ■ Total





CHILDREN BY YEAR OF BIRTH

Birth Year	*Livebirths	Free Childcare - 2016 and/or 2017	%
2013	4127	1895	45
2014	4308	2194	51
2015	4435	2278	51
2016	4532	1704	38
2017	N/A – Based on 2016	590	**13.0

*National Obstetric Information System (NOIS) Report, 2016, Version:1.0-2017 [<https://goo.gl/SeugZr>]

**Data for 2017 is not available from NOIS.

Latest NSO data is up to 2015 [<https://goo.gl/8zjW9Z>]



ATTENDED HOURS (AVERAGE)

2016/MONTH


278,261

2017/MONTH

327,050

YEARLY

3,631,694



EXPENDITURE

2014 (€3.00)

5,200,000

2015 (€3.00)


10,000,000

2016 (€3.05)

12,600,000

2017 (€3.25)

15,600,000



freechildcare

S C H E M E

THANK YOU!